

Achieving More...

...with Less!

Bringing clarity to a minefield of over-information

Scott McVey
Major Account Manager

Fuel Management


Overview

Back Up Add Remove Cancel Save Show info as **it is now** it was on: 11 March 2010 09:40:54 Apply

Filter by group (No filter)

- [-] VINE STREET
 - Tank 1 (DIESEL)
 - Tank 2 (PETROL)
 - Tank 3 (GASOIL)
 - Tank 4 (OIL)
 - Tank 5 (LPG)
 - Tank 6 (VEH.WASH)
 - Tank 7 (BARRIER)
- [-] GEORGE ST
 - Tank 1 (DIESEL)
 - Tank 2 (PETROL)
 - Tank 3 (GASOIL)
 - Tank 4 (OIL)
 - Tank 5 (LPG)
- [-] STATION RD
 - Tank 1 (DIESEL)
 - Tank 2 (GASOIL)
 - Tank 3 (OIL)
- [-] MAYMAN LANE
 - Tank 1 (DIESEL)
 - Tank 2 (GASOIL)
 - Tank 3 (OIL)
- [-] REINS DEPOT
 - Tank 1 (GASOIL)
 - Tank 2 (DIESEL)**
 - Tank 3 (OIL)
- [-] DEWSBURY BARR
 - Tank 1 (BARRIER)
- [-] VINE 2
 - Tank 1 (DIESEL)
 - Tank 2 (GASOIL)
 - Tank 3 (VEH.WASH)
 - Tank 4 (BARRIER)
- OFFSITE

REINS DEPOT > Tank 2



06/08/2009 - 10000.0000L @ 85.8000p/L
 10000.00L left £8,580.00

17/07/2009 - 8657.3000L @ 82.8400p/L
 8657.30L left £7,171.71

Totals	Current Stock	18657.30L
	Deliveries	18657.30L
		£15,751.71

- Home Sites**
 - Products
 - Stock
 - Deliveries
 - Charge Out
 - Dispensers
 - Fuellings
 - Barrier Accesses
 - Washes
 - Transfers
 - Configuration
 - Terminals
 - Tank Gauge
- Terminal Access**
 - Keys
 - Vehicles
 - Personnel
- System**
 - Periods
 - Terminal Messages
 - Audit
 - Options
 - Groups
 - Time Zones
- Users**
 - Users
 - Roles
 - Scopes
- Reports**
 - Reports Selection

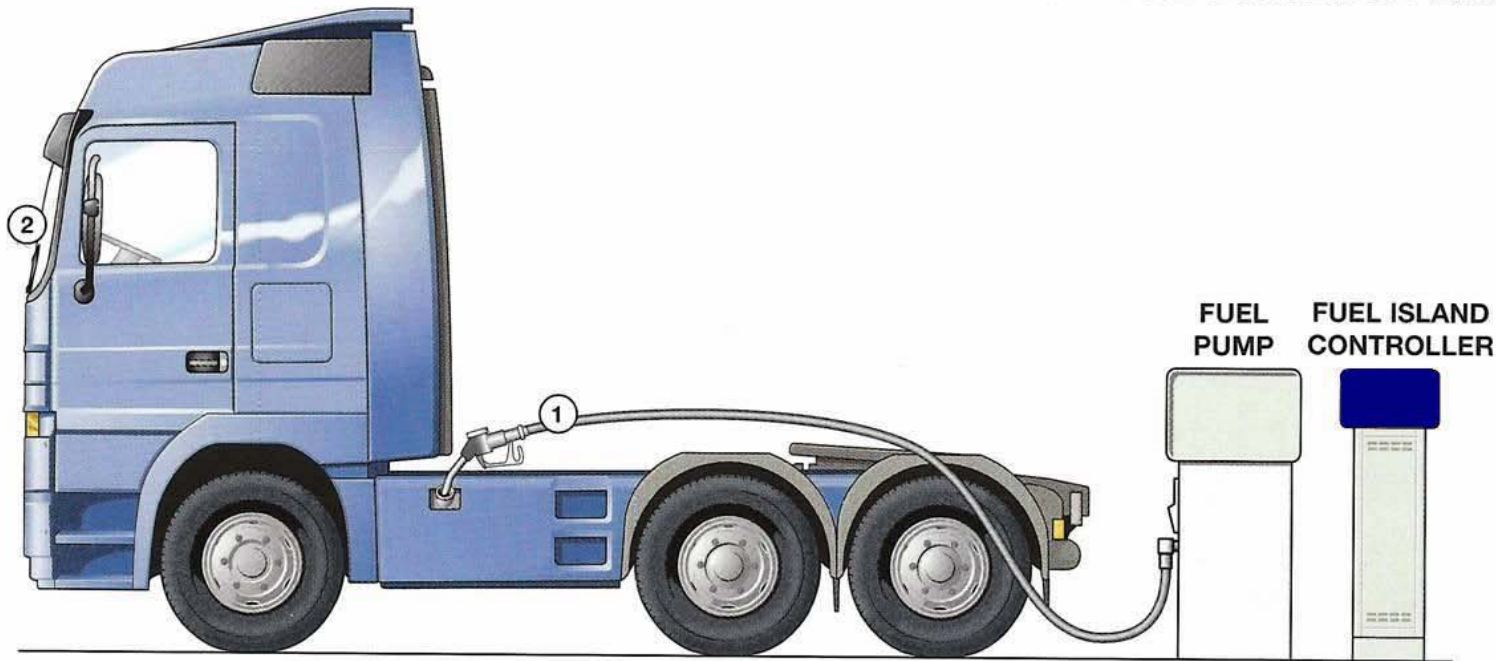


Fuel Management - Delivery Overview

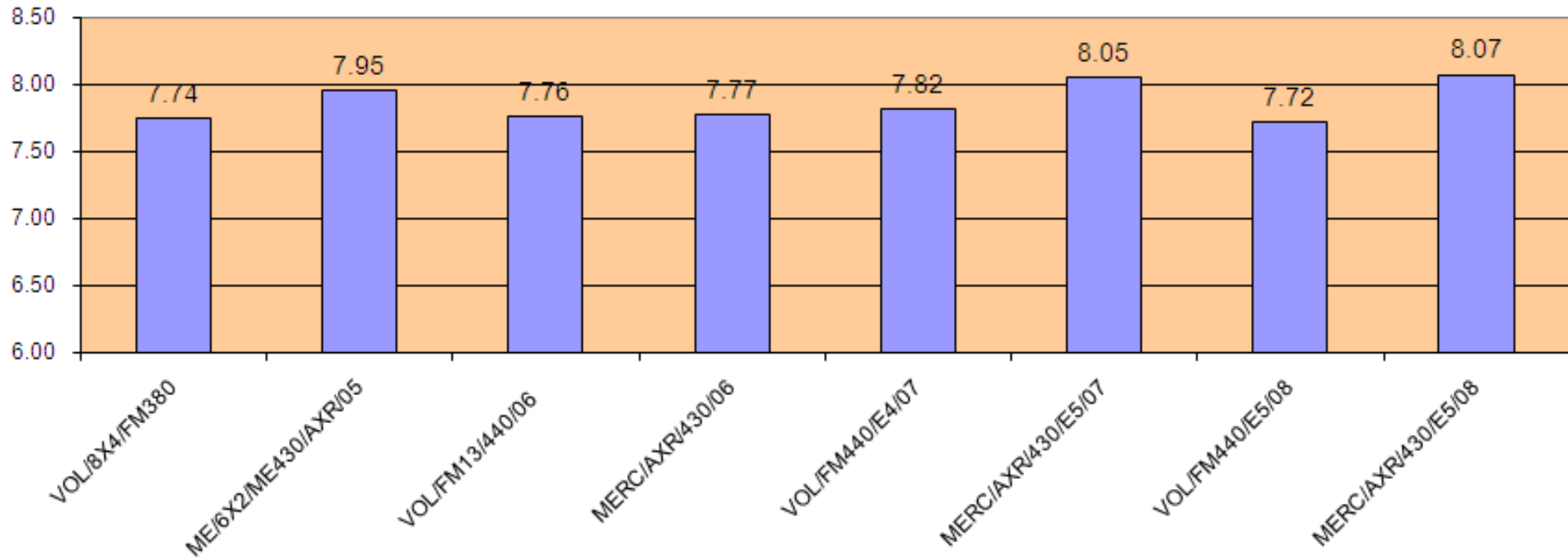
Delivering "Intelligent" Knowledge



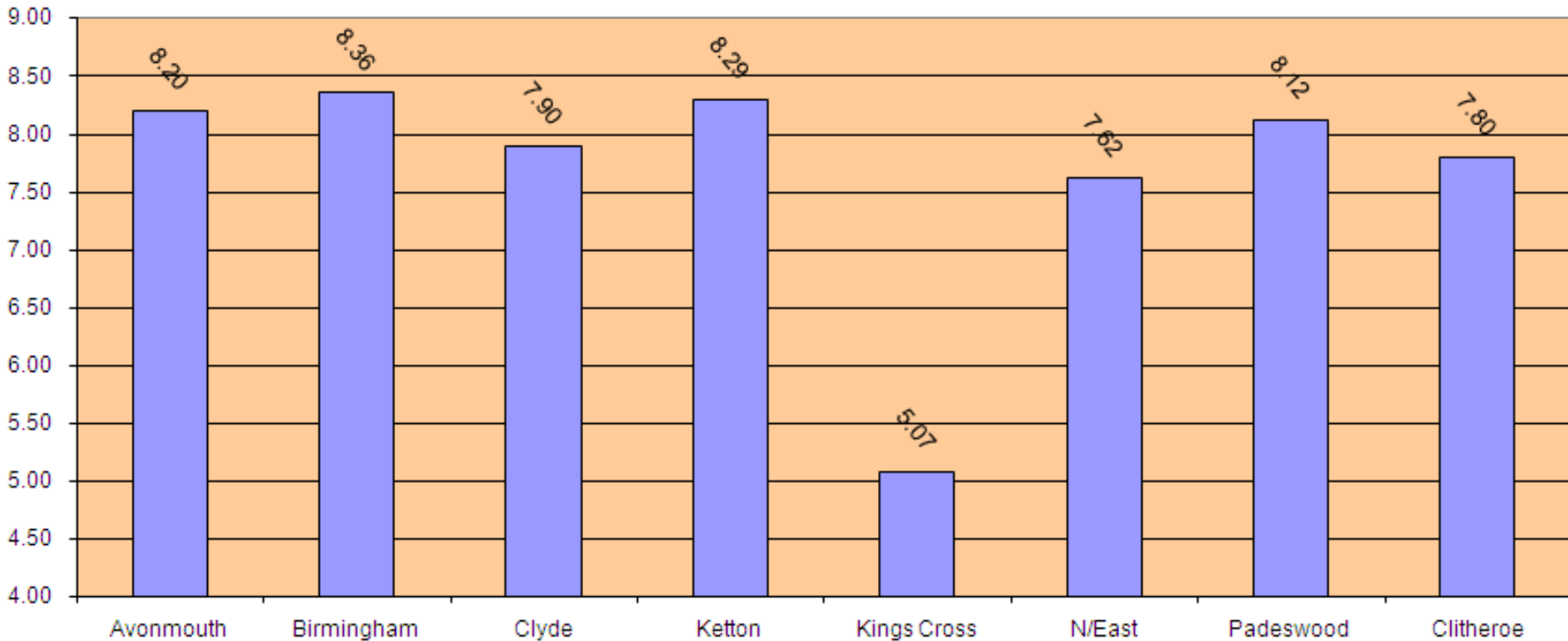
FROM THE DRIVER'S PERSPECTIVE



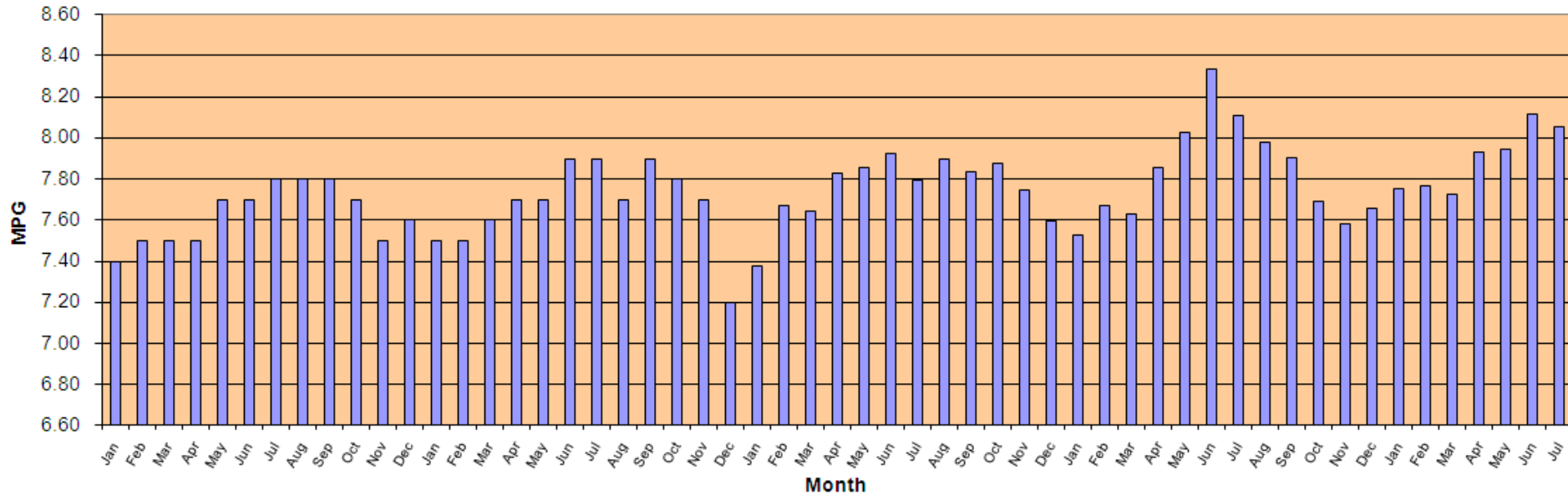
Vehicle Average MPG 08/09



Depot Average July 2009

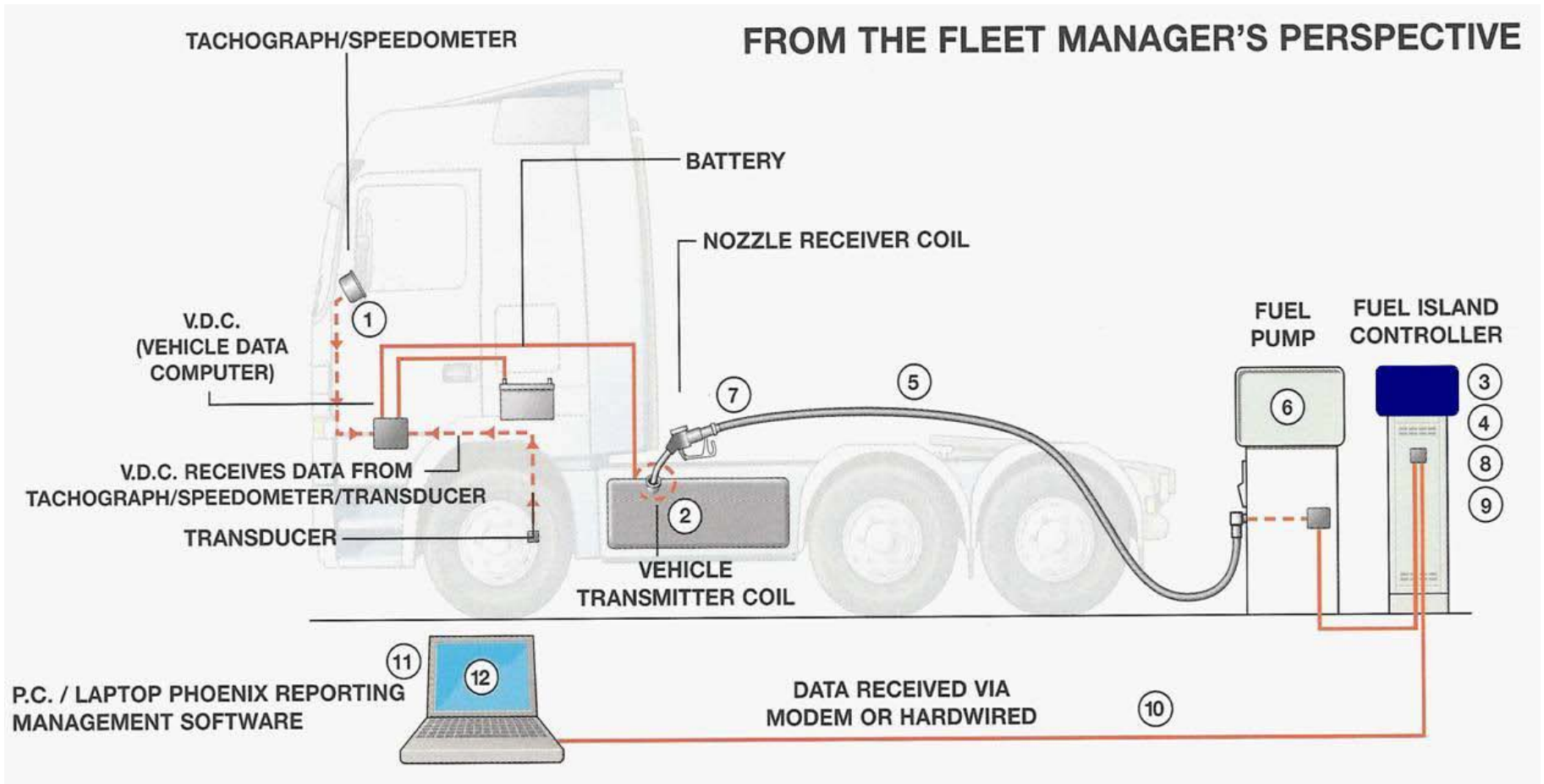


Seasonality from 2005 to July 2009

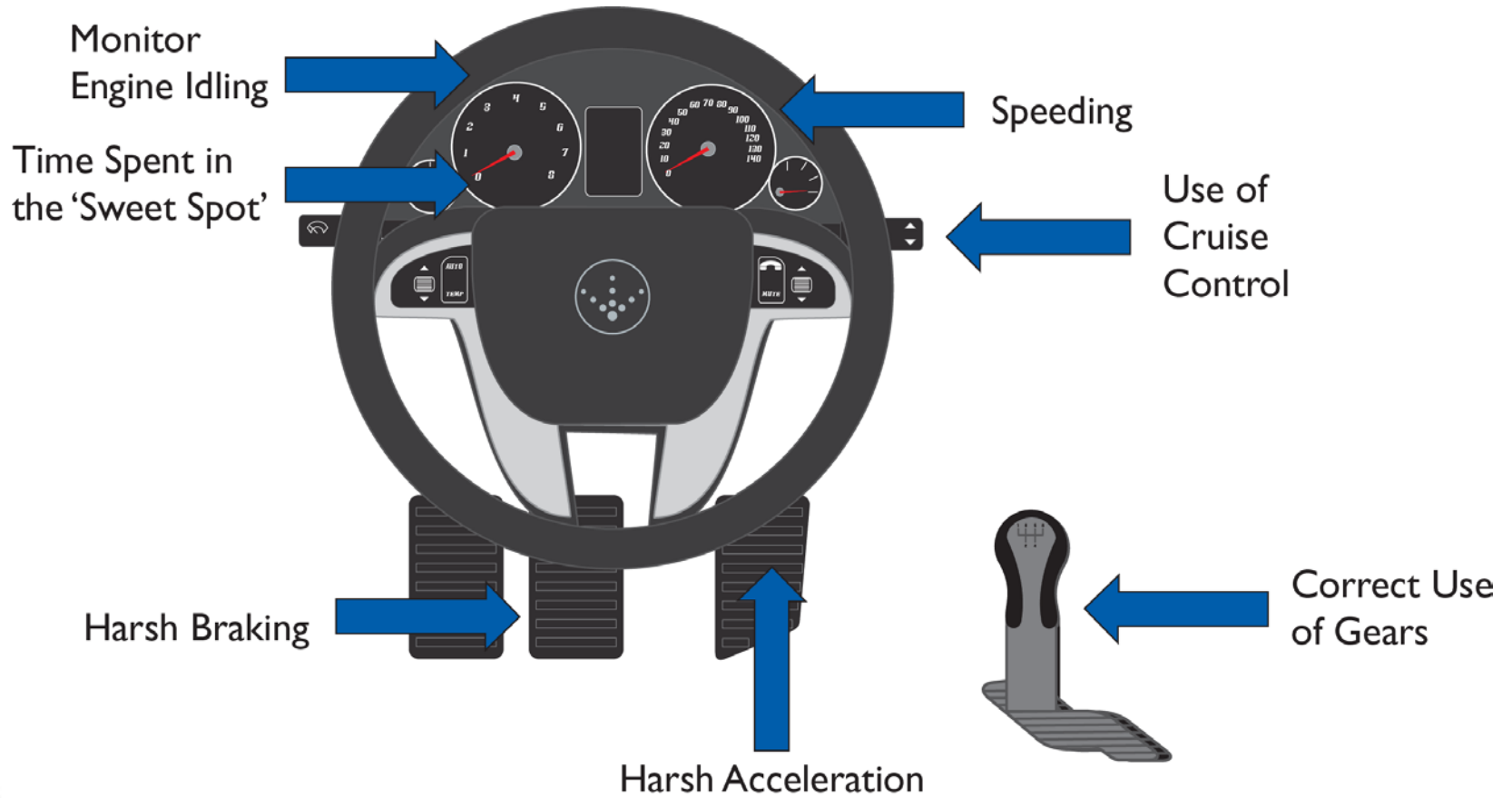


Vehicle Technology

Tracking / Telematics



Nozzle Technology – Accurate MPG through Automated Data Capture





*What does it really take to make my fleet
"Operationally Efficient"?*

emd :: Triscan Systems Limited - Windows Internet Explorer

http://www.triscansystems.com

File Edit View Favorites Tools Help

eml :: Triscan Systems Limited

Page Safety Tools

Selections

Current Selections

Depot

- Aberdeen
- Bristol
- Blackburn
- Dundee
- Cardiff

Driver

- Damon Evans
- Nick Naylor
- Ash Deakin
- Karen Walmsley
- Peter Sumpton
- Andrew Landtree

Vehicle

- ML58 EXN
- EA08 EPJ
- FG55 XYZ
- PO05 AOQ
- JA56 OPA
- KO07 PQU

Driver Group

Vehicle Group

Incident

Time Period

Reset Apply

Fleet KPI | Depot | Vehicle | Driver | Incidents | My Page

Incident Statistics

Summary	Rating	Value
Harsh Braking	●	5131
Harsh Acceleration	●	730
Speeding	●	15753
Total Idling	●	1189

Incidents By Type

- Harsh Braking
- Harsh Acceleration
- Speeding

Vehicle Activity

Working Hours

CO2 Emissions

Fleet Details

Depot	CO2 Output	Idling Cost	Idling Hours	Fuel Used	Distance	Total Cost	MPG	Cost/Mile	Rating
Aberdeen	3716.5 kg	£12.44	21h 33m 39s	3312.23 gal	44176.37 mi	£36498.46	22.36 mpg	£1.78	C
Bristol	2042.1 kg	£12.23	19h 18m 56s	3549.89 gal	99176.32 mi	£75612.58	79.51 mpg	£1.02	A
Blackburn	6556.9 kg	£12.69	27h 48m 39s	1295.98 gal	47776.67 mi	£45694.56	15.36 mpg	£0.65	G
Dundee	3598 kg	£11.58	19h 20m 52s	4612.59 gal	412176.37 mi	£56947.22	65.45 mpg	£0.77	A
Cardiff	5996.2 kg	£17.02	6h 10m 14s	4696.56 gal	12874.24 mi	£2234.15	45.69 mpg	£0.81	B

Fleet KPI - Overview Report

Delivering "Intelligent" Knowledge

emd :: Triscan Systems Limited - Windows Internet Explorer

http://www.triscansystems.com

File Edit View Favorites Tools Help

em :: Triscan Systems Limited

Page Safety Tools

Selections

Current Selections

Depot

- Aberdeen
- Bristol
- Blackburn
- Dundee
- Cardiff

Driver

- Damon Evans
- Nick Naylor
- Ash Deakin
- Karen Walmsley
- Peter Sumpton
- Andrew Landtree

Vehicle

- ML58 EXN
- EA08 EPJ
- FG55 XYZ
- PO05 AOQ
- JA56 OPA
- KQ07 PQU

Driver Group

Vehicle Group

Incident

Time Period

Reset Apply

Fleet KPI **Depot** **Vehicle** **Driver** **Incidents** **My Page**

Performance To Date

Month	Rating
Jan 09	C
Feb 09	D
Mar 09	D
Apr 09	A
May 09	B
Jun 09	G
Jul 09	B
Aug 09	C
Sep 09	A

History

Miles Driven	49092 mi
Idling	20h 26m 39s
Harsh Acceleration	58
Harsh Braking	1173
Speeding	82074
Cost/Mile	£1
Hours Driven	15759h 36m 32s
Hours Over	0h 0m 10s

Incident Statistics

Summary	Rating	Value
Harsh Braking	●	2131
Harsh Acceleration	●	1730
Speeding	●	15753

Incidents By Type

- Harsh Braking
- Harsh Acceleration
- Speeding

Efficiency Rating

Rating	Idling	Speeding	Acceleration	Braking	CO2	MPG
A					A	A
B	Target	Target	B	Target	Target	Target
C	C					
D				D		
E			E			
F						
G						

Done Local intranet 100%

Driver- Overview Report

Delivering "Intelligent" Knowledge:

Can I afford to do it?

FREE to APSE delegates

- 1 day workshop with the various stakeholders of your organisation
- Preparation of a Business Case Document with Return On Investment
- Can be used as the first phase of a Tender process

- 30 Years of Fuel and Vehicle Management Products
- 2,500 Customers Across UK
- Nationwide Support and Delivery Infrastructure
- Consultative and innovative



Thank You

Telephone: Head Office Enquiries - 0845 225 3102

Website: www.triscansystems.com

Email: scott.mcvey@triscansystems.com